




Technical Bulletin

5.1.1.03
July 2004

Arxx 12" High Form

The Arxx High Performance Wallsystem has added a new product to our extensive line of ICF forms and accessory products. The 6" wide (nominal concrete core) 12" High form unit has been developed to compliment the vertical wall coursing with the 6" forms.



ARXX – 12" High Standard Form


Product Description

- ❖ width is the same as the 6" form – 11 1/2" overall with a nominal 6" concrete core. The height (coursing height) is 12". The overall length is the same as all the Arxx standard forms @ 48"
- ❖ form has been designed to offer maximum versatility, having an exposed web on one side and a buried web on the other
- ❖ form offers the same R values and physical characteristics as the standard 6" form
- ❖ The EPS panels are the same thickness as the 6" standard
- ❖ form is designed with a new Arxx 'double X' web (patent pending)
- ❖ forms will be packaged for shipping in bundles of 16

Placement

The new 12" High standard can be installed anywhere in the wall coursing of a 6" block wall. The stability of the form design allows it to be treated the same as a standard form.

At present, there is not a 12" High corner form, so corners must be cut as per Figure 1. Additional strapping is required on the outside at these corners.



Corners

To maintain the interlock at the corners the 12” High forms will need to be cut, as specified, on the preformed grooves on the outside face of the forms. The space between these grooves is 1 1/8” and is called a foam bar.

As per the diagram below, for simplicity, refer to the sides of the forms as outside and inside.

- Form A -**
- cut the outside panel on the groove @ 2 foam bars in from the end (2 1/4”)
 - cut the inside panel adjacent to the 2nd web, which is 6 foam bars + 1 web + 3 foam bars = 11 1/2”
 - cut the 1st web anywhere from the centerline to about 1” from the outside panel face

- Form B -**
- cut the inside panel, on the groove @ 4 foam bars + 1 web + 3 foam bars = 9 3/16”
 - the outside panel does not require cutting, except for 2 or 3 internal foam ribs on the form, shave these off to make the thickness of the outside foam panel to be 2 1/4”.
 - cut the 1st web, max. 1” from the inside face of the outside panel

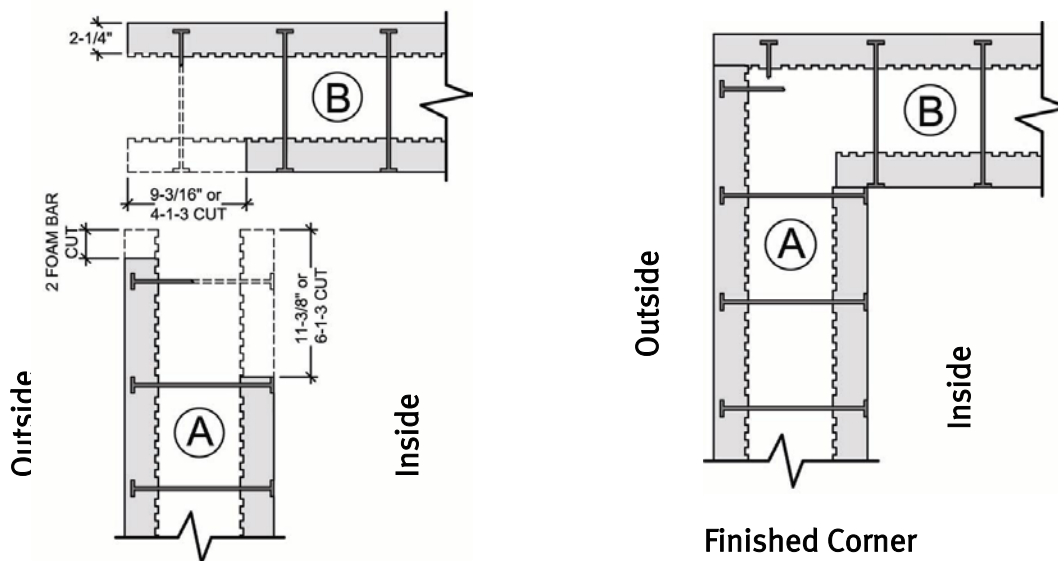


Figure 1

1.800.293.3210 www.arxxbuild.com



Coursing

In a typical full height wall, the 12” High form may be stacked anywhere in the wall between standard 16 3/4” forms or as the top course or the first course of the wall. Using the 12” High form will allow for the following coursing layouts and heights:

- ❖ **Basement only** – typically 6 courses of Arxx @ 8'-4 1/2” offered an 8’ finished ceiling height. Adding the new 12” High form provides a 9’ finished ceiling height –

6 courses + 1 course of 12” High form @ 12” = 9’-4 1/2”.
- ❖ **Full One Story** – (with an 8’ basement ceiling height and 8’ ceiling height main floor) the dimension for this wall from top of footing to top of sill plate is typically 17’-3 3/4” +/-, this can now be achieved by using –

11 courses + 2 courses of 12” High form @ 12” = 17’-4 1/4” ,
cut a form down to suit exact dimension of 17’-3 3/4”.
- ❖ **Full Two Story** – (with an 8’ ceiling height in the basement, main and second floor) the dimension for this wall from top of footing to top of sill plate is typically 26’-1 1/2” +/-, this can now be achieved by using –

18 courses + 1 course of 12” High form @ 12” = 26’-1 1/2”
- ❖ **Slab on Grade One Storey - 9’ Ceiling** – the required dimension for this wall is 9’-1 1/4” allowing for strapping and a 5/8” drywall ceiling, this can be achieved by using –

6 courses + 1 course of 12” High form @ 12” = 9’-4 1/2” , then cut down a standard form by 3” +/- .
- ❖ **Frost Walls & Grade Beams** - nominal sizes of 24” and 36” can now be achieved by just using the 12” High form.

Coursing Chart

# of Stds	Height	Inch > Ft	Add 1 – 12” High Form	Add 2 – 12” High Forms
1	16 3/4”			
2	33 1/2”	> 2’-9 1/2”	3’-9 1/2”	4’-9 1/2”
3	50 1/4”	> 4-2 1/4”	5-2 1/4”	6-2 1/4”
4	67”	> 5’-7”	6’-7”	7’-7”
5	83 3/4”	> 6’-11 3/4”	7’-11 3/4”	8’-11 3/4”
6	100 1/2”	> 8’-4 1/2”	9’-4 1/2”	10’-4 1/2”
7	117 1/4”	> 9’-9 1/4”	10’-9 1/4”	11’-9 1/4”
8	134”	> 11’-2”	12’-2”	13’-2”
9	150 3/4”	> 12’-6 3/4”	13’-6 3/4”	14’-6 3/4”
10	167 1/2”	> 13’-11 1/2”	14’-11 1/2”	15’-11 1/2”
11	184 1/4”	> 15’-4 1/4”	16’-4 1/4”	17’-4 1/4”
12	201”	> 16’-9”	17’-9”	18’-9”
13	217 3/4”	> 18’-1 3/4”	19’-1 3/4”	20’-1 3/4”
14	234 1/2”	> 19’-6 1/2”	20’-6 1/2”	21’-6 1/2”
15	251 1/4”	> 20’-11 1/4”	21’-11 1/4”	22’-11 1/4”
16	268	> 22’-4”	23’-4”	24’-4”
17	284 3/4”	> 23’-8 3/4”	24’-8 3/4”	25’-8 3/4”
18	301 1/2”	> 25’-1 1/2”	26’-1 1/2”	27’-1 1/2”